



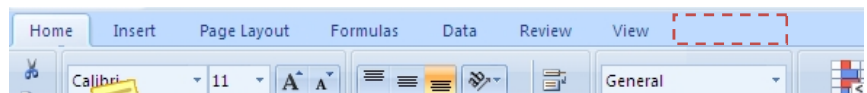
Fantasy Ranker Microsoft Excel 2007 Macro Setup

Follow these simple instructions to dominate your fantasy draft.

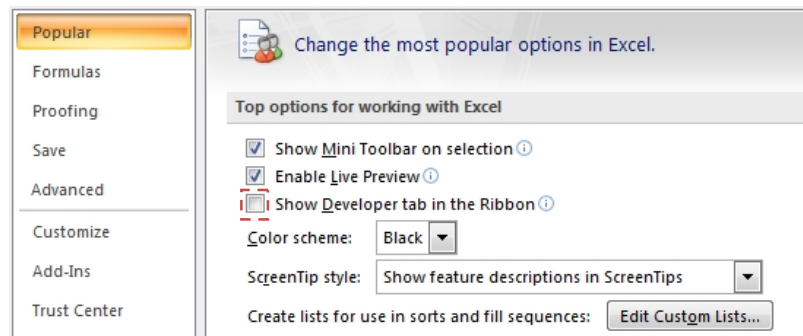
Why do I have to alter my security settings to run the Fantasy Ranker? This program makes use of macros in Microsoft Excel. These macros are very simple computer programs that allow the user to execute a series of tasks with the click of a button. The Fantasy Ranker uses customized macros to help you sort your rankings by automating the selection of data and using the "Sort" function in Excel. By default, the macro security level for your Excel program is set to "High," meaning most macros will not be allowed to run. The security settings for your Excel program are there to prevent the accidental running of malicious software in Excel. With a security level of "Medium," your computer retains its safety and gives you control over what you macros you allow to run. The macros used in the Fantasy Ranker have been signed and authenticated by Ranker Sports LLC. However, you will not be able to add Ranker Sports LLC as a trusted source and will have to manually allow these macros after opening the Fantasy Ranker. If you choose not to change the macro settings, you can still use the Fantasy Ranker, but will have to sort your rankings manually.

Here's how to change the Security settings to allow the macros using in the Fantasy Ranker to run.

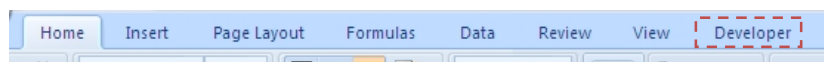
1. Open Microsoft Excel.
2. If the Developer tab is not available, do the following to display it:



- o Click the Microsoft Office Button, and then click "Excel Options."
- o In the "Popular" category, under "Top options for working with Excel," select the "Show Developer tab in the Ribbon" check box, and click "OK".



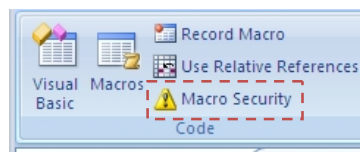
- o The "Developer" tab should now be displayed.



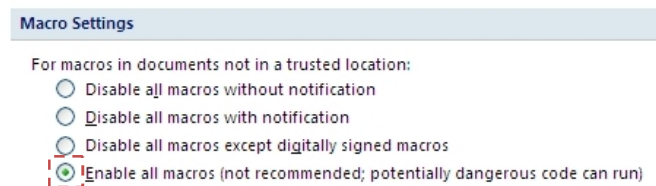
You then will need to change Excel's security option to allow macros to run. You have one of two options.

1. The quicker (and less secure) option is to change the security to Enable All Macros

- o On the "Developer" tab, in the "Code" group, click "Macro Security."



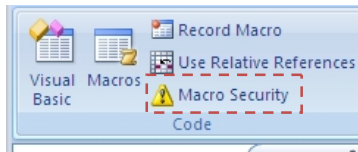
- o Under "Macro Settings," click "Enable all macros (not recommended; potentially dangerous code can run)," and then click "OK".



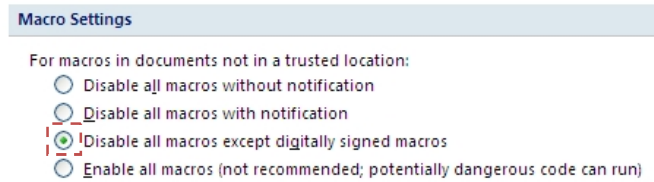
- o **WARNING:** using this method will allow any code to run in Excel and will not discriminate between malicious code and code authored by Ranker Sports LLC. If you choose this method, we recommend that you return to the default settings that disable all macros after you finish working with the Fantasy Ranker.

2. The other option is to set the security to temporarily **Enable Only Signed Macros**

- On the "Developer" tab, in the "Code" group, click "Macro Security."

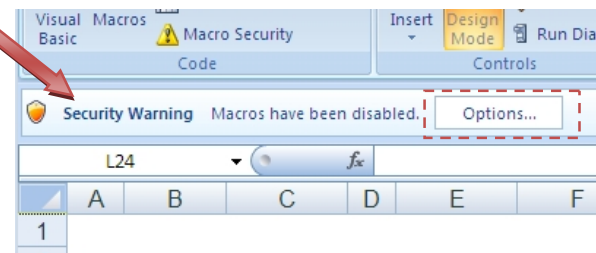


- Under "Macro Settings," click "Disable all macros except digitally signed macros," and then click OK.

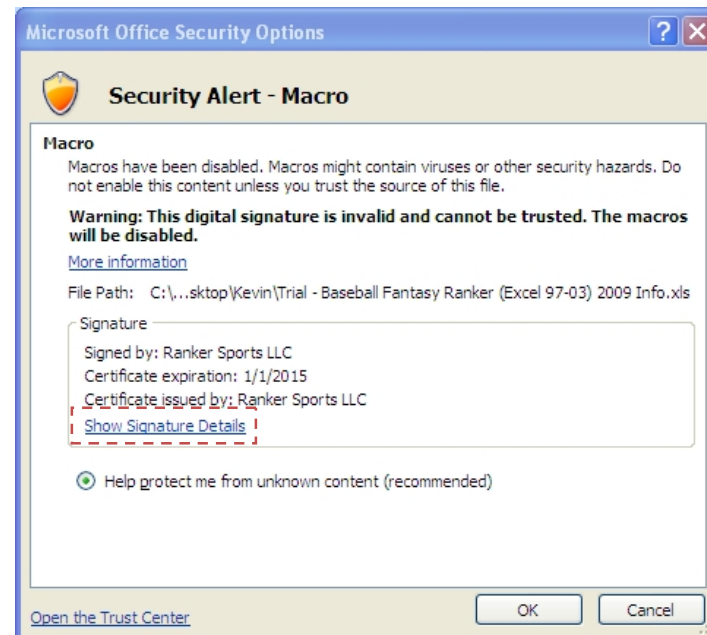


- Close Excel and restart it.

- Upon opening the file, a "Security Warning. Macros have been disabled" text box will appear above the worksheet.
- Click the "Options" button the right of this text box, which will open the "Microsoft Office Security Options" box.



- At this time, the only option displayed is "Help protect me from unknown content"

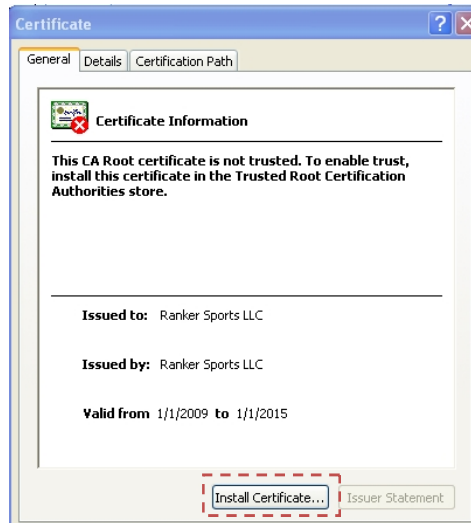


- To allow the Macros authored by Ranker Sports LLC to run, click "Show Signature Details" which opens the "Digital Signature Information" box.



- Under the "General tab" the information for Ranker Sports LLC should be displayed. Click "View Certificate"

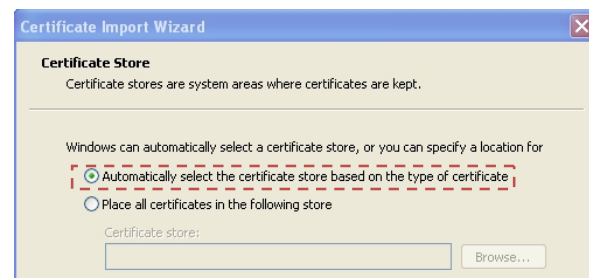
- The “Certificate” window for “Ranker Sports LLC” should now be displayed. Under the “General” tab, click “Install Certificate.”



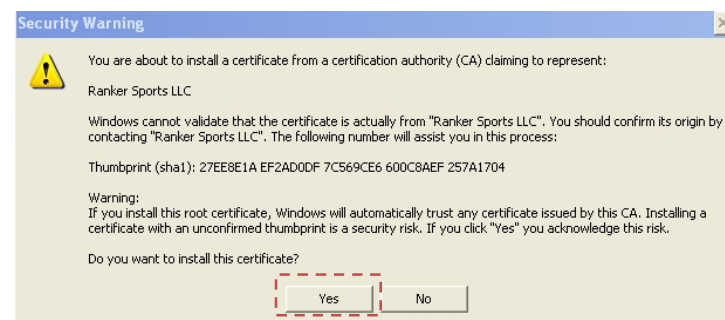
- This starts the “Certificate Import Wizard.” Click “Next”



- Make sure “Automatically select the certificate store based on the type of certificate” is selected and click “Next.”



- Click “Yes” to install the certificate.



- This will take you back to the “Microsoft Office Security Options” box. Check “Enable this Content” and click “OK.”
- Now, every time you open The Fantasy Ranker, the “Microsoft Office Security Options” box will open and you will be given the option to enable the macros authored by Ranker Sports LLC.

